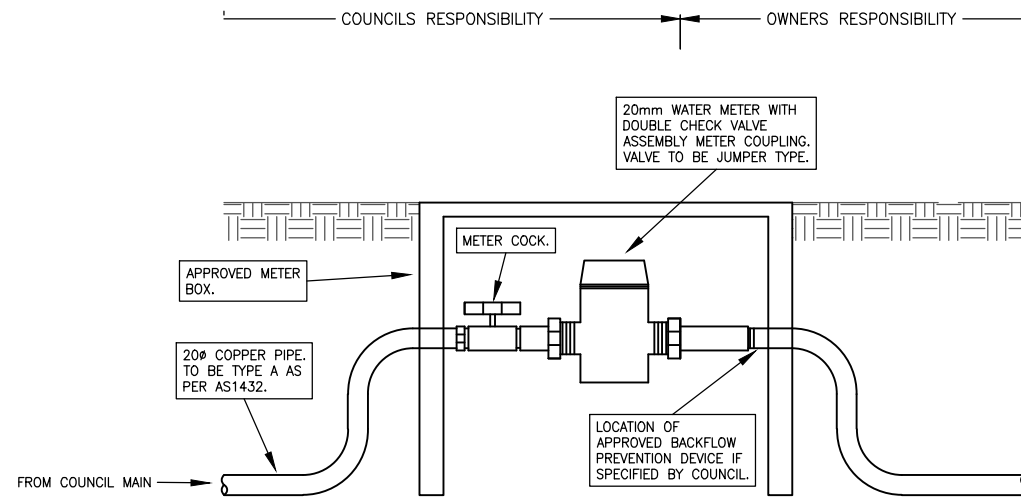
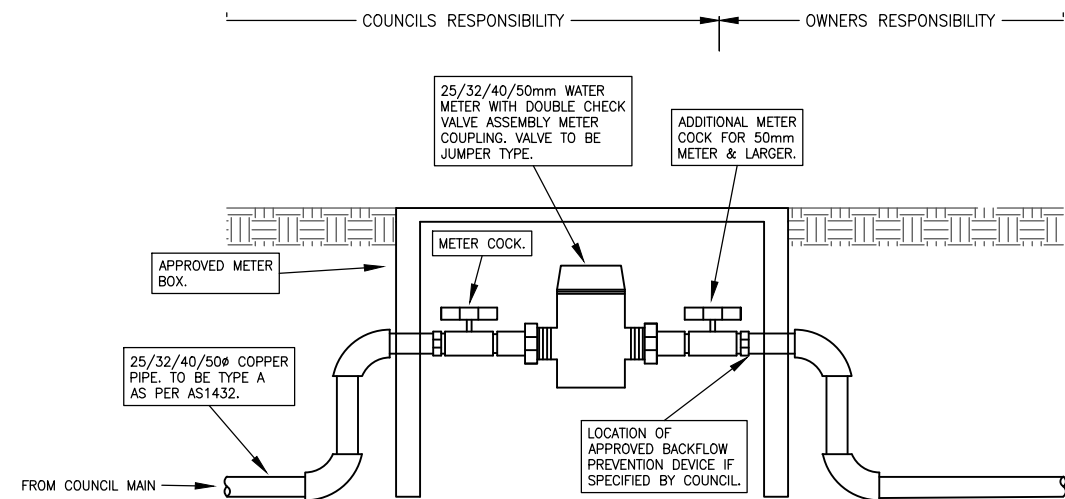


TYPICAL SERVICE CROSSING ELEVATION
NOT TO SCALE



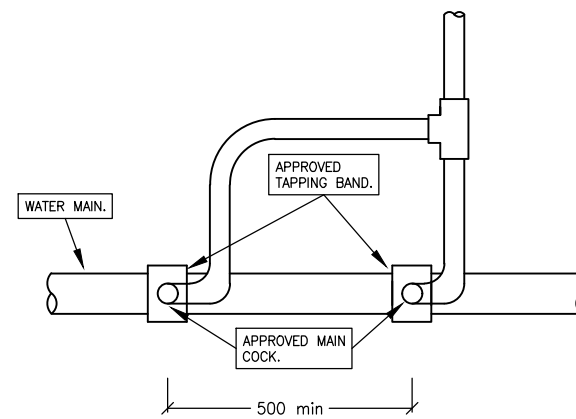
DETAIL 1: 20mm WATER METER DETAIL
NOT TO SCALE



DETAIL 2: 25 - 50mm WATER METER DETAIL
NOT TO SCALE

NOTES:

1. ALL DIMENSIONS IN MILLIMETRES.
2. METERS ARE GENERALLY TO BE LOCATED 450 FROM THE FRONT & SIDE BOUNDARY IN CORNER OF THE PROPERTY.
3. ALL WORK & MATERIALS TO COMPLY WITH THE REQUIREMENTS OF AS3500 & NATIONAL CONSTRUCTION CODE.



TYPICAL MAIN TAPPING DETAIL
NOT TO SCALE

STANDARD TAPPING SIZES:

- FOR 20mm SERVICES = ONE 25mm TAPPING.
- FOR 25mm SERVICES = ONE 25mm TAPPING.
- FOR 32mm SERVICES = ONE 25mm TAPPING.
- FOR 40mm SERVICES = TWO 25mm TAPPINGS.
- FOR 50mm SERVICES = THREE 25mm TAPPINGS.

CONSULTANT	REV	DESCRIPTION	INITIALS	DATE	SCALES (A1) 1:10 0 0.1 0.2 0.3 0.4 0.5 Metres 1:20 0 0.2 0.4 0.6 0.8 1.0 1:50 0 0.5 1.0 1.5 2.0 2.5 1:100 0 1 2 3 4 5 1:200 0 2 4 6 8 10 Metres 1:500 0 5 10 15 20 25 1:750 0 7.5 15 22.5 30 37.5 1:1000 0 10 20 30 40 50	SURVEYED	CHECKED	PROJECT BRC STANDARD WATER SERVICE CROSSING & METER CONNECTION DETAILS DESCRIPTION ELEVATION, DETAILS & NOTES DWG No. EN7906 SHEET No. 01 REV. C	
	A	ISSUED FOR APPROVAL	-	02-07-98		DRAWN	MC		TECHNICAL SERVICES MANAGER DIRECTOR ENGINEERING SERVICES
	B	20mm WATER METER DETAIL MODIFIED	RM/BH	25-11-04		DESIGN	-		
	C	DETAIL, NOTE & DRAFTING UPDATES	MC	21-09-23		DATE	21-09-23		DATUM
CHECKED	APPROVED								